



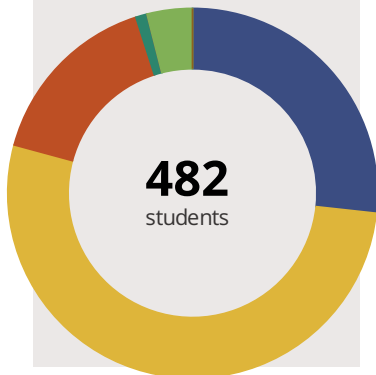
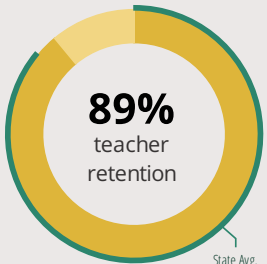
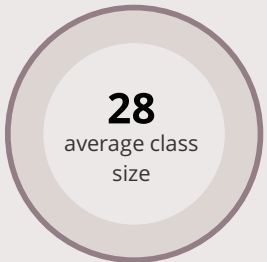
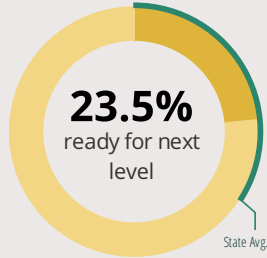
# BALMORAL ELEM SCH

1124 W NEW MONEE RD CRETE, IL 60417 4072 (708) 367-2500

Grades: K-5  
District: CRETE MONEE CUSD 201U

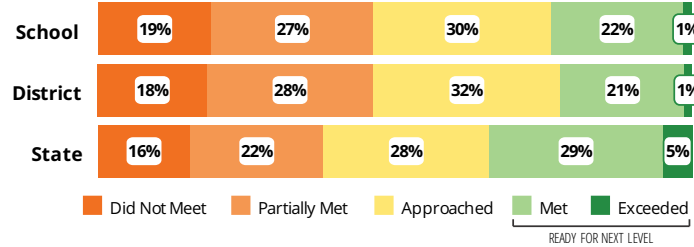
Principal: Ms.Ghantel Perkins  
Superintendent: Dr.Rochelle Clark

## FAST FACTS



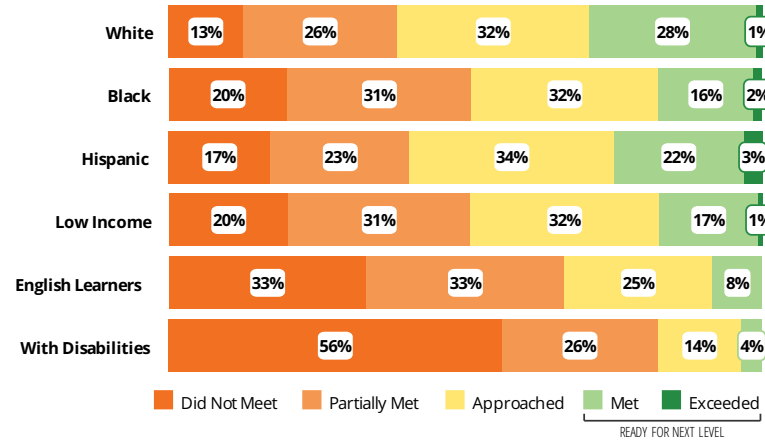
## Academic Success

All Illinois students in grades 3-8 take the PARCC assessment each year. High school students take the SAT in Math and English Language Arts.



## Success by Student Group

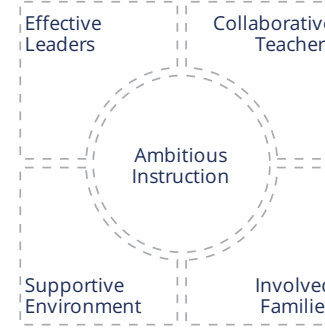
This display shows PARCC performance levels for each student group. No data is shown for groups with fewer than 10 students.



## Student Characteristics

White	27%	Low Income	77%
Black	53%	English Learners	4%
Hispanic	16%	With Disabilities	17%
Asian	1%	Homeless	4%
American Indian	0%		
Two or More Races	4%		
Pacific Islander	0%		

## School Environment



The **5Essentials Survey** allows students in grades 6-12 and all teachers to share their perspectives on essential conditions for learning. The anonymous survey consists of 5 components.

- Most implementation
- More implementation
- Average implementation
- Less implementation
- Least implementation
- Not Applicable/Low Response

### Response Rates

Students	-
Teachers	-

### Effective Leaders

Do principals and teachers implement a shared vision for success?

### Collaborative Teachers

Do teachers collaborate to promote professional growth?

### Ambitious Instruction

Are the classes challenging and engaging?

### Supportive Environment

Is the school safe, demanding, and supportive?

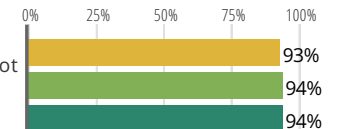
### Involved Families

Does the entire staff build strong external relationships?

## Student Attendance and Mobility

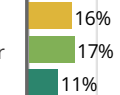
### Attendance Rate

Rate at which students are present at school, not including excused or unexcused absences



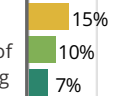
### Chronic Truancy Rate

Percentage of students who have been absent without valid reasons for 5% or more of regular school days



### Student Mobility

Percentage of students who transfer in or out of the school during the school year, not including graduates





# BALMORAL ELEM SCH

## School Highlights

### Academic Courses

After School Reading/Math Program, Band, Bilingual Programs/Courses, Bilingual Support, Character Counts, Peer Mentors, Summer School, Third Grade Concillium, Title 1 Programs, Tool Time, Tournament of Books

### Physical Education, Heath and Wellness

Scholars have PE classes three times each week.

### Other Programs and Activities

Business Education Partnership, Conflict Resolution, Family Nights, IMSA, Literacy Night, Math Night, Mentoring Program, Parent Associations, Parent Workshops, Peace Circles, Reading Clubs, Safety Patrol, Student Ambassadors, Student Council/Government, Young Rembrandts

### School Awards

Academic Honor Rolls, End of the Year Awards and Recognition, Field Day Awards, Grade Level Recognition Awards, National Board Certified Teacher, PBIS Silver Level, PBIS Staff Recognition, PBIS Startup Recognition, Perfect Attendance Awards

### Career Development Courses and Programs

### Athletics

Girls on the Run, PEP: Positive Exercise & Play, Rainbows

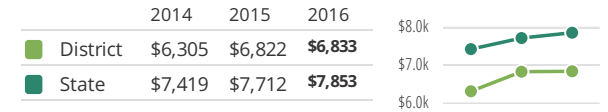
### School Personnel Resources

Bilingual Education Teacher, Curriculum Specialist, Paraprofessional, Reading Specialist, Reading Teacher, School Nurse, School Psychologist, School Social Worker, Special Education Teacher, Speech/Language Paraprofessional

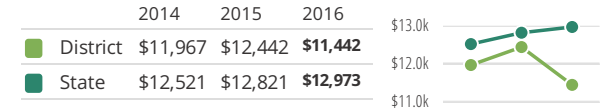
### Facilities

## District Finance

**Instructional Spending per Pupil** includes only the activities directly dealing with the teaching of students or the interaction between teachers and students.



**Operational Spending per Pupil** includes all costs for overall operations in this school's district, including Instructional Spending, but excluding summer school, adult education, capital expenditures, and long-term debt payments.



## Educator Measures

This school has had **2 principal(s)** over the past 6 years. In the last three years, an average of **89% of teachers** return to this school each year.

## FOR MORE INFORMATION

Visit [IllinoisReportCard.com](http://IllinoisReportCard.com) to see additional details about each item of information for this school. There you will find charts spanning multiple years, detailed explanations, resources, more of the school's programs and activities, and powerful tools that let you dig deeper into data.

Most of this data has been collected by ISBE from school districts through data systems. Some information, such as the School Highlights, is entered directly by principals and can be updated throughout the year.